

igus® Connectors



igus® connectors		Type	Page
Connectors			
	SERIES A 623	Signal connector M23 standard [6 to 19-pole] standard/Speedtec	788
	SERIES B 923	Power connector Size 1 [6, 8 and 9-pole] standard/Speedtec	793
	SERIES C 940	Power connector Size 1.5 [6, 8 and 9-pole] standard/Speedtec	798
	SERIES D 958	Power connector Size 3 [6 and 8-pole] standard	801
	SERIES 615/915	Signal and power connector Signal [12-pole] and power connector [9-pole] plastic/metal clamping ring	803
	SERIES M17 617/917	Signal and power connector M17 signal [17-pole] and power connector [4 to 9-pole] standard/Speedtec	811
	SERIES S 623	Power connector [1-pole] standard	816
	Tools/accessories and connector packs Individual connector sets from quantity 1		818
	igus® ibow	Angle adapter for power connector 923 and signal connector 623	821
	Torque Master New! Connector assembly with precise torque		822
	Module Connect	Connector system Connect your energy supply with just ONE connector	824
	SUB-D	Signal connector SUB-D standard [9 to 44-pole]	830
	Yamaichi Y-CONKIT		834
	HARTING	Connector sets Standard and Premium	836
	Binder	Connectors series 768, 820, 825, 713	839
	Glands		844

Test igus®!

The connectors from the igus® Connectors product range as well as 3,500 other connector components are available from stock. We will gladly procure others for you! Everything from one source! Give us a call! Phone +49 2203 9649 800

Signal connectors Series A, M23 standard [9 to 19-pole]

Types

- Connector, standard and push-pull version, angular connector
- Lead-through
- Coupling, standard or with central attachment
- PG 13.5 installation box
- Straight installation box with flange
- Installation box angled and angled rotatable with flange

Number of poles in insulation body

- 6, 7, [8+1], 9, 10, 12, 16, 17, [16+3]

Electrical information

Design	Signal 6 to 12-pole	Signal 16 to 19-pole
Max. continuous nominal current	10A	9A
Nominal voltage (AC/DC)	160V	125V
Testing voltage	2500V	2500V
Contact resistance	< 5mΩ	< 5mΩ
Insertion cycles	> 50	> 50

Technical data

Locking	Thread M23
Temperature range	-20°C up to +130°C
Cable clamp	Crown clamp
Protection class	IP 66/67 [plugged]

Data according to VDE 0110/EN 61984, Clause 6.19.2.2

Pollution degree	3
Over-voltage category	III
Max. installation height	2000m

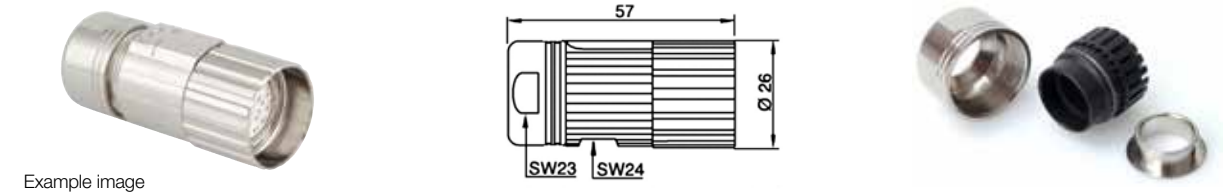
Connector materials

Housing	Zinc die-casting/brass, nickel-plated
Coupling nut	Brass, nickel-plated
Insulation body (material)	PA 6.6/PBT, UL 94/V0
Contacts	Brass, gold-plated
Seals	FPM/HNBR
Clamping ring	Brass, nickel-plated



EU2023

EU2023



Signal connector [9 to 19-pole] (Metal construction, EMC shielding)

Part No.	Insulation body (material)	Contact type	Dimensions crimping insert [mm]	Crimping range [mm²]	Clamping range [mm]	Crimping tool + insert
MAT0179600	P type [8+1]-pole 3 coding slots	Female crimp, slotted	8x1.0	0.14-1	9.0-13.2	C14
		Female crimp, slotted	1x2.0	0.35-2.5		
MAT0179601	E type 12-pole 3 coding slots	Female crimp, slotted	12x1.0	0.14-1	9.0-13.2	A
MAT0179602	P type 16-pole 1 coding slot	Female crimp, slotted	16x1.0	0.14-1	9.0-13.2	A
MAT0179603	P type 17 pole 3 coding slots	Female crimp, slotted	17x1.0	0.14-1	9.0-13.2	A
MAT0179604	P type [16+3]-pole 1 coding slot	Female crimp, slotted	16x1.0	0.14-1	9.0-13.2	C15
		Female crimp, slotted	3x1.5	0.14-1		

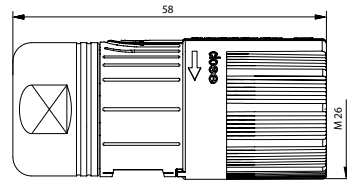


Bulkhead connector with union nut

Part No.	Number of poles	Crimping tool + insert
MAT0179605	[8+1]-pole	C14
MAT0179606	12-pole	A
MAT0179607	16-pole	A
MAT0179608	17 pole	A
MAT0179609	[16+3]-pole	C15



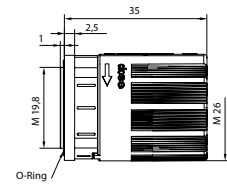
Example image



Signal connector [9 to 19-pole] (Metal construction, EMC shielding)						
Part No.	Insulation body (material)	Contact type	Dimensions crimping insert [mm]	Crimping range [mm ²]	Clamping range [mm]	Crimping tool + insert
MAT01723461	P type [8+1]-pole 3 coding slots	Female crimp, slotted	8x1.0	0.14-1	9.0-13.2	C 1 4
		Female crimp, slotted	1x2.0	0.35-2.5		
MAT01723462	E type 12-pole 3 coding slots	Female crimp, slotted	12x1.0	0.14-1	9.0-13.2	A
MAT01723463	P type 16-pole 1 coding slot	Female crimp, slotted	16x1.0	0.14-1	9.0-13.2	A
MAT01723464	P type 17 pole 3 coding slots	Female crimp, slotted	17x1.0	0.14-1	9.0-13.2	A
MAT01723465	P type [16+3]-pole 1 coding slot	Female crimp, slotted	16x1.0	0.14-1	9.0-13.2	C 1 5
		Female crimp, slotted	3x1.5	0.14-1		



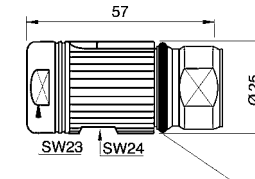
Example image



Bulkhead connector with union nut		
Part No.	Number of poles	Crimping tool + insert
MAT01723466	[8+1]-pole	C 1 4
MAT01723467	12-pole	A
MAT01723468	16-pole	A
MAT01723469	17 pole	A
MAT01723470	[16+3]-pole	C 1 5



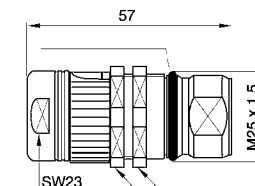
Example image



Signal connector [9 to 19-pole] (Metal construction, EMC shielding)						
Part No.	Insulation body (material)	Contact type	Dimensions crimping insert [mm]	Crimping range [mm ²]	Clamping range [mm]	Crimping tool + insert
MAT0179610	E type [8+1]-pole 3 coding slots	Male crimp	8x1.0	0.14-1	9.0-13.2	C 1 4
		Male crimp	1x2.0	0.35-2.5		
MAT0179611	P type 12-pole 3 coding slots	Male crimp	12x1.0	0.14-1	9.0-13.2	A
MAT0179612	E type 16-pole 1 coding slot	Male crimp	16x1.0	0.14-1	9.0-13.2	A
MAT0179613	E type 17 pole 3 coding slots	Male crimp	17x1.0	0.14-1	9.0-13.2	A
MAT0179614	E type [16+3]-pole 1 coding slot	Male crimp	16x1.0	0.14-1	9.0-13.2	C 1 5
		Male crimp	3x1.5	0.14-1		



Example image

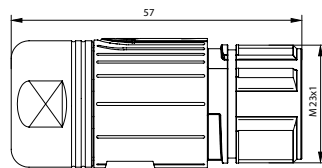


Coupling with central attachment		
Part No.	Number of poles	Crimping tool + insert
MAT0179615	[8+1]-pole	C 1 4
MAT0179616	12-pole	A
MAT0179617	16-pole	A
MAT0179618	17 pole	A
MAT0179619	[16+3]-pole	C 1 5

Crimping tools and inserts ► Page 818



Example image

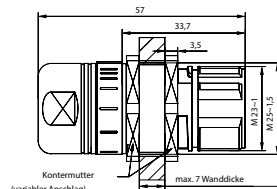


Signal connector [9 to 19-pole] (Metal construction, EMC shielding)

Part No.	Insulation body (material)	Contact type	Dimensions crimping insert [mm]	Crimping range [mm ²]	Clamping range [mm]	Crimping tool + insert
MAT01723471	E type [8+1]-pole 3 coding slots	Male crimp	8x1.0	0.14-1	9.0-13.2	C 1 4
		Male crimp	1x2.0	0.35-2.5		
MAT01723472	P type 12-pole 3 coding slots	Male crimp	12x1.0	0.14-1	9.0-13.2	A
MAT01723473	E type 16-pole 1 coding slot	Male crimp	16x1.0	0.14-1	9.0-13.2	A
MAT01723474	E type 17 pole 3 coding slots	Male crimp	17x1.0	0.14-1	9.0-13.2	A
MAT01723475	E type [16+3]-pole 1 coding slot	Male crimp	16x1.0	0.14-1	9.0-13.2	C 1 5
		Male crimp	3x1.5	0.14-1		



Example image



Coupling with central attachment

Part No.	Number of poles	Crimping tool + insert
MAT01723476	[8+1]-pole	C 1 4
MAT01723477	12-pole	A
MAT01723478	16-pole	A
MAT01723479	17 pole	A
MAT01723480	[16+3]-pole	C 1 5

Crimping tools and inserts ► Page 818



Power connectors series B, M23, size 1 [6, 8 and 9-pole]

Types

- Connector, short and long, push-pull version, angular connector
- Coupling, standard or with central attachment
- Lead-through
- Installation box straight with flange
- Installation box angled and angled rotatable with flange

Number of poles in insulation body

- 6, 8, 9

Electrical information

Design	Power 6-pole	Power 8 and 9-pole
Max. continuous nominal current	28A	30A
Nominal voltage (AC/DC)	630V	630V
Testing voltage	6,000V	6,000V
Contact resistance	< 3mΩ	< 3mΩ
Insertion cycles	> 50	> 50

Technical data

Locking	Thread M23
Temperature range	-20°C up to +130°C
Cable clamp	Crown clamp
Protection class	IP 66/67 [plugged]

Data according to VDE 0110/EN 61984, Clause 6.19.2.2

Pollution degree	3
Over-voltage category	III
Max. installation height	2000m

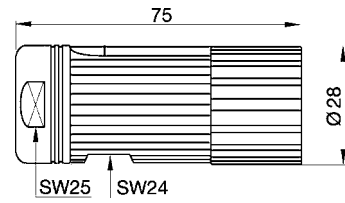
Connector materials

Housing	Zinc die-casting/brass, nickel-plated (optional: stainless steel)
Coupling nut	Brass, nickel-plated
Insulation body (material)	PA 6.6/PBT, UL 94/V0
Contacts	Brass, gold-plated
Seals	FPM/HNBR
Clamping ring	Brass, nickel-plated

Crimping tools and inserts ► Page 818



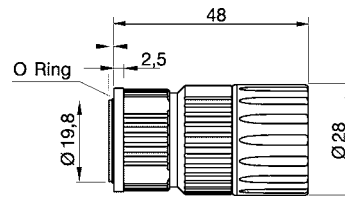
Example image



Power connector [6 to 9-pole], nickel-plated (metal construction, EMC shielding)						
Part No.	Insulation body (material)	Contact type	Dimensions crimping insert [mm]	Crimping range [mm ²]	Clamping range [mm]	Crimping tool + insert
MAT0179620	P type 6-pole	HC female crimp	6x2.0	0.35-2.5	9.5-14.5	G2
MAT0179621	P type 8-pole	HC female crimp	4x2.0	0.35-2.5	9.5-14.5	C21
		HC female crimp	4x1.0	0.14-1		
MAT0179622	P type 9-pole	HC female crimp	4x2.0	0.35-2.5	9.5-14.5	C21
		HC female crimp	5x1.0	0.14-1		



Example image

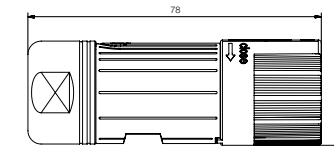


Bulkhead connector with union nut		
Part No.	Number of poles	Crimping tool + insert
MAT0178406	6-pole	G2
MAT0175661	8-pole	C21
MAT0179033	9-pole	G21

Crimping tools and inserts ► Page 818



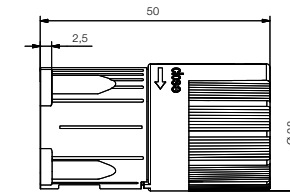
Example image



Power connector [6 to 9-pole], nickel-plated (metal construction, EMC shielding)						
Part No.	Insulation body (material)	Contact type	Dimensions crimping insert [mm]	Crimping range [mm ²]	Clamping range [mm]	Crimping tool + insert
MAT01723481	P type 6-pole	HC female crimp	6x2.0	0.35-2.5	9.5-14.5	G2
MAT01723482	P type 8-pole	HC female crimp	4x2.0	0.35-2.5	9.5-14.5	C21
		HC female crimp	4x1.0	0.14-1		
MAT01723483	P type 9-pole	HC female crimp	4x2.0	0.35-2.5	9.5-14.5	C21
		HC female crimp	5x1.0	0.14-1		



Example image

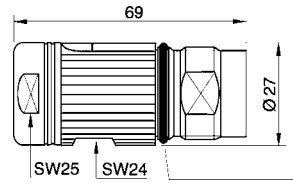


Bulkhead connector with union nut		
Part No.	Number of poles	Crimping tool + insert
MAT01723484	6-pole	G2
MAT01723485	8-pole	C21
MAT01723486	9-pole	G21

Crimping tools and inserts ► Page 818



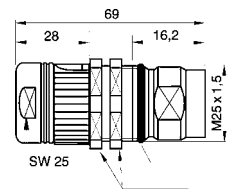
Example image



Power connector [6 to 9-pole], nickel-plated (metal construction, EMC shielding)						
Part No.	Insulation body (material)	Contact type	Dimensions crimping insert [mm]	Crimping range [mm ²]	Clamping range [mm]	Crimping tool + insert
MAT0179623	E type 6-pole	Male crimp	6x2.0	0.35-2.5	9.5-14.5	C3
MAT0179624	E type 8-pole	Male crimp	4x2.0	0.35-2.5	9.5-14.5	C3
		Male crimp	4x1.0	0.14-1		
MAT0179625	E type 9-pole	Male crimp	6x2.0	0.35-2.5	9.5-14.5	C3
		Male crimp	4x1.0	0.14-1		



Example image

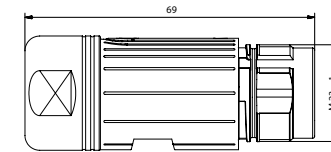


Coupling with central attachment		
Part No.	Number of poles	Crimping tool + insert
MAT0179626	6-pole	C3
MAT0179627	8-pole	C3
MAT0179628	9-pole	C3

Crimping tools and inserts ► Page 818



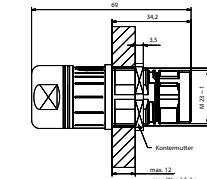
Example image



Power connector [6 to 9-pole], nickel-plated (metal construction, EMC shielding)						
Part No.	Insulation body (material)	Contact type	Dimensions crimping insert [mm]	Crimping range [mm ²]	Clamping range [mm]	Crimping tool + insert
MAT01723487	E type 6-pole	Male crimp	6x2.0	0.35-2.5	9.5-14.5	C3
MAT01723488	E type 8-pole	Male crimp	4x2.0	0.35-2.5	9.5-14.5	C3
		Male crimp	4x1.0	0.14-1		
MAT01723489	E type 9-pole	Male crimp	4x2.0	0.35-2.5	9.5-14.5	C3
		Male crimp	5x1.0	0.14-1		



Example image



Coupling with central attachment		
Part No.	Number of poles	Crimping tool + insert
MAT01723490	6-pole	C3
MAT01723491	8-pole	C3
MAT01723492	9-pole	C3

Crimping tools and inserts ► Page 818

Power connectors series C, M40, size 1.5 [6, 8 and 9-pole]

Types

- Connector, angular connector
- Coupling
- Lead-through
- Straight installation box with flange
- Installation box angled and angled rotatable with flange

Number of poles in insulation body

- 6, 8, 9

Electrical information

Design	Power 6 to 19-pole
Max. continuous nominal current	75A
Nominal voltage (AC/DC)	630V
Testing voltage	6,000V
Contact resistance	< 1mΩ
Insertion cycles	> 50

Technical data

Locking	Thread M40
Temperature range	-20°C up to +130°C
Cable clamp	Crown clamp
Protection class	IP 66/67 [plugged]

Data according to VDE 0110/EN 61984, Clause 6.19.2.2


Pollution degree	3
Over-voltage category	III
Max. installation height	2000m

Connector materials

Housing	Magnesium die-casting/aluminium
Coupling nut	Brass, nickel-plated
Insulation body (material)	PA 6.6/PBT, UL 94/V0
Contacts	Brass, gold-plated
Seals	FPM/HNBR
Clamping ring	Brass, nickel-plated



Power connector [6 to 9-pole], nickel-plated (metal construction, EMC shielding)						
Part No.	Insulation body (material)	Contact type	Dimensions crimping insert [mm]	Crimping range [mm ²]	Clamping range [mm]	Crimping tool + insert
MAT0179629	P type 6-pole	HC female crimp	4x3.6		9.0-16.5	
		HC female crimp	2x2.0			
MAT0179630	P type 8-pole	HC female crimp	4x3.6		9.0-16.5	
		HC female crimp	4x2.0			
MAT0179631	P type 9-pole	HC female crimp	4x3.6		9.0-16.5	
		HC female crimp	5x2.0			



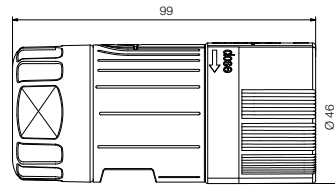
Power connector [6 to 9-pole], nickel-plated (metal construction, EMC shielding)						
Part No.	Insulation body (material)	Contact type	Dimensions crimping insert [mm]	Crimping range [mm ²]	Clamping range [mm]	Crimping tool + insert
MAT0179632	E type 6-pole	Male crimp	4x3.6		9.0-16.5	
		Male crimp	2x2.0			
MAT0179633	E type 8-pole	Male crimp	4x3.6		9.0-16.5	
		Male crimp	4x2.0			
MAT0179634	E type 9-pole	Male crimp	4x3.6		9.0-16.5	
		Male crimp	5x2.0			

Crimping tools and inserts ► Page 818





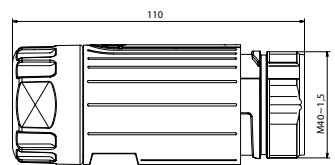
Example image



Power connector [6 to 9-pole], nickel-plated (metal construction, EMC shielding)							
Part No.	Insulation body (material)	Contact type	Dimensions crimping insert [mm]	Crimping range [mm ²]	Clamping range [mm]	Crimping tool + insert	
MAT01723501	P type 6-pole	HC female crimp	4x3.6		1.5-10	9.0-16.5	
		HC female crimp	2x2.0		0.5-2.5		
MAT01723502	P type 8-pole	HC female crimp	4x3.6		1.5-10	9.0-16.5	
		HC female crimp	4x2.0		0.5-2.5		
MAT01723503	P type 9-pole	HC female crimp	4x3.6		1.5-10	9.0-16.5	
		HC female crimp	5x2.0		0.5-2.5		



Example image



Power connector [6 to 9-pole], nickel-plated (metal construction, EMC shielding)							
Part No.	Insulation body (material)	Contact type	Dimensions crimping insert [mm]	Crimping range [mm ²]	Clamping range [mm]	Crimping tool + insert	
MAT01723504	E type 6-pole	Male crimp	4x3.6		1.5-10	9.0-16.5	
		Male crimp	2x2.0		0.5-2.5		
MAT01723505	E type 8-pole	Male crimp	4x3.6		1.5-10	9.0-16.5	
		Male crimp	4x2.0		0.5-2.5		
MAT01723506	E type 9-pole	Male crimp	4x3.6		1.5-10	9.0-16.5	
		Male crimp	5x2.0		0.5-2.5		

Crimping tools and inserts ► Page 818




EU2023

EU2023



100 % digitally tested ... to your required length, no minimum order quantity ... 36-month chainflex® guarantee



Power connectors series D, M58, size 3 [6 and 8-pole]

Types

- Connector
- Coupling
- Straight installation box with flange
- Angled installation box with flange

Number of poles in insulation body

- 6, 8

Electrical information

Design	Power 6 and 8-pole	Signal contacts
Max. continuous nominal current	150A	12A
Nominal voltage (AC/DC)	630V	250V
Testing voltage	6,000V	4,000V
Contact resistance	< 90mΩ	< 5mΩ
Insertion cycles	> 50	> 50

Technical data

Locking	Thread M58
Temperature range	-20°C up to +130°C
Cable clamp	Crown clamp
Protection class	IP 66/67 [plugged]

Data according to VDE 0110/EN 61984, Clause 6.19.2.2

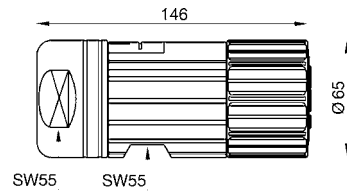
Pollution degree	3
Over-voltage category	III
Max. installation height	2000m

Connector materials

Housing	Zinc die-casting, nickel-plated
Coupling nut	Brass, nickel-plated
Insulation body (material)	PA 6.6/PBT, UL 94/V0
Contacts	Brass, silver/gold-plated
Seals	FPM
Clamping ring	Aluminium, nickel-plated



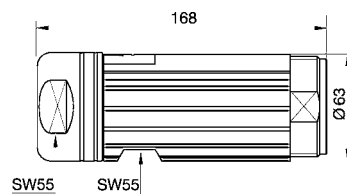
Example image



Power connector [6 and 8-pole] nickel-plated (metal construction, EMC shielding)						
Part No.	Insulation body (material)	Contact type	Dimensions crimping insert [mm]	Crimping range [mm ²]	Clamping range [mm]	Crimping tool + insert
MAT0179635	P type 6-pole	Female crimp (power)	4x10		10-10	- E10 C7
		Female crimp (signal)	2x1.6		1.5-1.5	
MAT0179636	P type 8-pole	Female crimp (power)	4x10		10-10	- E10 C7
		Female crimp (signal)	4x1.6		1.5-1.5	



Example image



Power coupling [6 and 8-pole] nickel-plated (metal construction, EMC shielding)						
Part No.	Insulation body (material)	Contact type	Dimensions crimping insert [mm]	Crimping range [mm ²]	Clamping range [mm]	Crimping tool + insert
MAT0179637	E type 6-pole	Male crimp (power)	4x10		10-10	- E10 C8
		Male crimp (signal)	2x1.6		1.5-1.5	
MAT0179638	E type 8-pole	Male crimp (power)	4x10		10-10	- E10 C8
		Male crimp (signal)	4x1.6		1.5-1.5	

Crimping tools and inserts ► Page 818



EU2023

EU2023



100 % digitally tested ... to your required length, no minimum order quantity ... 36-month chainflex® guarantee



Signal connectors series 615, plastic/metal clamping ring [12-pole]

Types

- Connector, plastic or metal clamping ring
- Coupling, plastic or metal clamping ring

Number of poles in insulation body

- 12

Electrical information

Design	Signal 12-pole
Max. continuous nominal current	3.6A
Nominal voltage (AC/DC)	63V
Testing voltage	1,500V
Contact resistance	< 15mΩ
Insertion cycles	> 50

Technical data

Locking	Quick-lock fastener
Temperature range	-20°C up to +130°C
Cable clamp	Lamella clamp
Protection class	IP 66/67 [plugged]

Data according to VDE 0110/EN 61984, Clause 6.19.2.2

Pollution degree	3
Over-voltage category	III
Max. installation height	2000m

Connector materials

Housing	Zinc die-casting, /brass, nickel-plated and plastic-coated
Coupling nut	PA modif., 30% Gf.
Insulation body (material)	PA/PBT, UL 94/V0
Contacts	Brass, gold-plated
Seals	FPM/EPDM
Clamping ring	Brass, nickel-plated / PA modif., 30% Gf.



Example image



Signal connector [12-pole] (plastic clamping ring, EMC shielding)

Part No.	Insulation body (material)	Contact type	Dimensions crimping insert [mm]	Crimping range [mm ²]	Clamping range [mm]	Crimping tool + insert
MAT01730633	P type 12-pole	Female crimp, slotted	12x1	0.1-0.75	4.5-6.5	C14
MAT01730634	P type 12-pole	Female crimp, slotted	12x1	0.1-0.75	6.5-8.5	C14
MAT01730635	P type 12-pole	Female crimp, slotted	12x1	0.1-0.75	8.5-10.5	C14



Example image



Signal coupling [12-pole] (plastic clamping ring, EMC shielding)

Part No.	Insulation body (material)	Contact type	Dimensions crimping insert [mm]	Crimping range [mm ²]	Clamping range [mm]	Crimping tool + insert
MAT01730640	E type 12-pole	Male crimp	12x1	0.1-0.75	4.5-6.5	C14
MAT01730641	E type 12-pole	Male crimp	12x1	0.1-0.75	6.5-8.5	C14
MAT01730642	E type 12-pole	Male crimp	12x1	0.1-0.75	8.5-10.5	C14

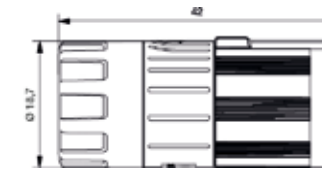
Crimping tools and inserts ► Page 818



EU2023



Example image



Signal connector [12-pole], nickel-plated (metal clamping ring, EMC shielding)

Part No.	Insulation body (material)	Contact type	Dimensions crimping insert [mm]	Crimping range [mm ²]	Clamping range [mm]	Crimping tool + insert
MAT01730636	P type 12-pole	Female crimp, slotted	12x1	0.1-0.75	4.5-6.5	C14
MAT01730637	P type 12-pole	Female crimp, slotted	12x1	0.1-0.75	6.5-8.5	C14
MAT01730638	P type 12-pole	Female crimp, slotted	12x1	0.1-0.75	8.5-10.5	C14



Example image



Signal coupling [12-pole], nickel-plated (metal clamping ring, EMC shielding)

Part No.	Insulation body (material)	Contact type	Dimensions crimping insert [mm]	Crimping range [mm ²]	Clamping range [mm]	Crimping tool + insert
MAT01730643	E type 12-pole	Male crimp	12x1	0.1-0.75	4.5-6.5	C14
MAT01730644	E type 12-pole	Male crimp	12x1	0.1-0.75	6.5-8.5	C14
MAT01730645	E type 12-pole	Male crimp	12x1	0.1-0.75	8.5-10.5	C14




Crimping tools and inserts ► Page 818





Example image






Signal connector [12-pole], nickel-plated (metal clamping ring, EMC shielding)						
Part No.	Insulation body (material)	Contact type	Dimensions crimping insert [mm]	Crimping range [mm ²]	Clamping range [mm]	Crimping tool + insert
MAT01730639	P type 12-pole	 Female crimp, slotted	12x1	 0.1-0.75	10.5-12.5	 C14



Example image



Signal coupling [12-pole], nickel-plated (metal clamping ring, EMC shielding)						
Part No.	Insulation body (material)	Contact type	Dimensions crimping insert [mm]	Crimping range [mm ²]	Clamping range [mm]	Crimping tool + insert
MAT01730646	E type 12-pole	 Male crimp	12x1	 0.1-0.75	10.5-12.5	 C14

Power connectors series 915, plastic/ metal clamping ring [9-pole]

Types

- Connector, plastic or metal clamping ring
- Coupling, plastic or metal clamping ring

Number of poles in insulation body

- 9

Electrical information

Design	Power 9-pole
Max. continuous nominal current	20A
Nominal voltage (AC/DC)	630V
Testing voltage	6,000V
Contact resistance	< 5mΩ
Insertion cycles	> 50

Technical data

Locking	Quick-lock fastener
Temperature range	-20°C up to +130°C
Cable clamp	Lamella clamp
Protection class	IP 66/67 [plugged]

Data according to VDE 0110/EN 61984, Clause 6.19.2.2

Pollution degree	3
Over-voltage category	III
Max. installation height	2000m

Connector materials

Housing	Zinc die-casting, /brass, nickel-plated and plastic-coated
Coupling nut	PA modif., 30% Gf.
Insulation body (material)	PA/PBT, UL 94/V0
Contacts	Brass, gold-plated
Seals	FPM/EPDM
Clamping ring	Brass, nickel-plated / PA modif., 30% Gf.

Crimping tools and inserts ► Page 818



EU2023

EU2023



100 % digitally tested ... to your required length, no minimum order quantity ... 36-month chainflex® guarantee





Example image



Power connector [9-pole], nickel-plated (plastic clamping ring, EMC shielding)						
Part No.	Insulation body (material)	Contact type	Dimensions crimping insert [mm]	Crimping range [mm ²]	Clamping range [mm]	Crimping tool + insert
MAT01730647	P type 9-pole		Female crimp, slotted 4x1		0.5-1.5	4.5-6.5
			Female crimp, slotted 5x1		0.1-0.75	
MAT01730648	P type 9-pole		Female crimp, slotted 4x1		0.5-1.5	6.5-8.5
			Female crimp, slotted 5x1		0.1-0.75	
MAT01730649	P type 9-pole		Female crimp, slotted 4x1		0.5-1.5	8.5-10.5
			Female crimp, slotted 5x1		0.1-0.75	



Example image



Power coupling [9-pole], (plastic clamping ring, EMC shielding)						
Part No.	Insulation body (material)	Contact type	Dimensions crimping insert [mm]	Crimping range [mm ²]	Clamping range [mm]	Crimping tool + insert
MAT01730654	E type 9-pole		Male crimp 4x1		0.5-1.5	4.5-6.5
			Male crimp 5x1		0.1-0.75	
MAT01730655	E type 9-pole		Male crimp 4x1		0.5-1.5	6.5-8.5
			Male crimp 5x1		0.1-0.75	
MAT01730656	E type 9-pole		Male crimp 4x1		0.5-1.5	8.5-10.5
			Male crimp 5x1		0.1-0.75	

Crimping tools and inserts ► Page 818




EU2023

EU2023



100 % digitally tested ... to your required length, no minimum order quantity ... 36-month chainflex® guarantee



809



Example image



Power connector [9-pole], nickel-plated (metal clamping ring, EMC shielding)						
Part No.	Insulation body (material)	Contact type	Dimensions crimping insert [mm]	Crimping range [mm ²]	Clamping range [mm]	Crimping tool + insert
MAT01730650	P type 9-pole		Female crimp, slotted 4x1		0.5-1.5	4.5-6.5
			Female crimp, slotted 5x1		0.1-0.75	
MAT01730651	P type 9-pole		Female crimp, slotted 4x1		0.5-1.5	6.5-8.5
			Female crimp, slotted 5x1		0.1-0.75	
MAT01730652	P type 9-pole		Female crimp, slotted 4x1		0.5-1.5	8.5-10.5
			Female crimp, slotted 5x1		0.1-0.75	



Example image



Power coupling [9-pole], nickel-plated (metal clamping ring, EMC shielding)						
Part No.	Insulation body (material)	Contact type	Dimensions crimping insert [mm]	Crimping range [mm ²]	Clamping range [mm]	Crimping tool + insert
MAT01730657	E type 9-pole		Male crimp 4x1		0.5-1.5	4.5-6.5
			Male crimp 5x1		0.1-0.75	
MAT01730658	E type 9-pole		Male crimp 4x1		0.5-1.5	6.5-8.5
			Male crimp 5x1		0.1-0.75	
MAT01730659	E type 9-pole		Male crimp 4x1		0.5-1.5	8.5-10.5
			Male crimp 5x1		0.1-0.75	



Example image



Power connector [9-pole], nickel-plated (metal clamping ring, EMC shielding)						
Part No.	Insulation body (material)	Contact type	Dimensions crimping insert [mm]	Crimping range [mm ²]	Clamping range [mm]	Crimping tool + insert
MAT01730653	P type 9-pole	Female crimp, slotted	4x1		0.5-1.5	10.5-12.5
		Female crimp, slotted	5x1		0.1-0.75	



Example image



Power coupling [9-pole], nickel-plated (metal clamping ring, EMC shielding)						
Part No.	Insulation body (material)	Contact type	Dimensions crimping insert [mm]	Crimping range [mm ²]	Clamping range [mm]	Crimping tool + insert
MAT01730660	E type 9-pole	Male crimp	4x1		0.5-1.5	10.5-12.5
		Male crimp	5x1		0.1-0.75	

Crimping tools and inserts ► Page 818



Signal [17-pole] and power connectors [4 to 9-pole], M17

Types

- Connector, standard and push-pull version
- Coupling, standard or with central attachment
- Straight installation box with flange
- box straight, connecting thread M17 x 0.75
- Installation box angled, turnable with flange
- Installation box angled and angled rotatable with flange

Number of poles in insulation body

- Signal: 17
- Power: 4, 7, 9

Electrical information

Design	Signal 17-pole	Power 4-pole	Power 7-pole	Power 9-pole	Signal 9-pole
Max. continuous nominal current	3.6A	20A	10A	14A	3.6A
Nominal voltage (AC/DC)	63V	630V	630V	630V	63V
Testing voltage	1,500V	6,000V	6,000V	6,000V	1,500V
Contact resistance	< 15mΩ	< 5mΩ	< 5mΩ	< 5mΩ	< 15mΩ
Insertion cycles	> 50	> 50	> 50	> 50	> 50

Technical data

Locking	Thread M17
Temperature range	-20°C up to +130°C
Cable clamp	Crown clamp
Protection class	IP 66/67 [plugged]

Data according to VDE 0110/EN 61984, Clause 6.19.2.2

Pollution degree	3
Over-voltage category	III
Max. installation height	2000m

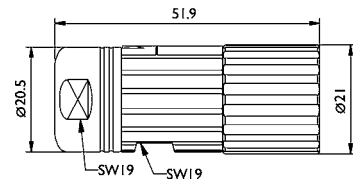
Connector materials

Housing	Zinc die-casting/brass, nickel-plated
Coupling nut	Brass, nickel-plated
Insulation body (material)	PBT, UL 94/V0
Contacts	Brass, gold-plated
Seals	FPM
Clamping ring	Brass, nickel-plated





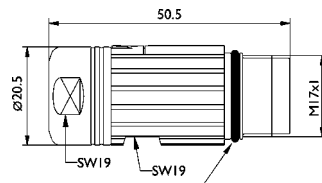
Example image



Signal connector [17-pole], nickel-plated (metal construction, EMC shielding)						
Part No.	Insulation body (material)	Contact type	Dimensions crimping insert [mm]	Crimping range [mm ²]	Clamping range [mm]	Crimping tool + insert
MAT0179639	P type 17 pole	Female crimp, slotted	17x0.6	0.14-0.5	9.5-12.0	B



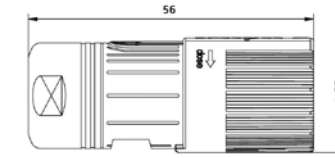
Example image



Signal coupling [17-pole], nickel-plated (metal construction, EMC shielding)						
Part No.	Insulation body (material)	Contact type	Dimensions crimping insert [mm]	Crimping range [mm ²]	Clamping range [mm]	Crimping tool + insert
MAT0179640	E type 17 pole	Male crimp	17x0.6	0.14-0.5	9.5-12.0	B



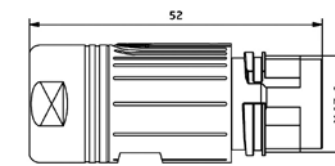
Example image



Signal connector [17-pole], nickel-plated (metal construction, EMC shielding)						
Part No.	Insulation body (material)	Contact type	Dimensions crimping insert [mm]	Crimping range [mm ²]	Clamping range [mm]	Crimping tool + insert
MAT01723493	P type 17 pole	Female crimp, slotted	17x0.6	0.14-0.5	9.5-12.0	B



Example image



Signal coupling [17-pole], nickel-plated (metal construction, EMC shielding)						
Part No.	Insulation body (material)	Contact type	Dimensions crimping insert [mm]	Crimping range [mm ²]	Clamping range [mm]	Crimping tool + insert
MAT01723494	E type 17 pole	Male crimp	17x0.6	0.14-0.5	9.5-12.0	B

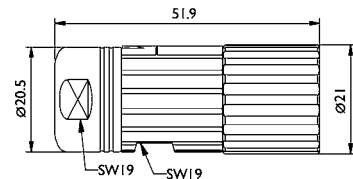
Crimping tools and inserts ► Page 818



Crimping tools and inserts ► Page 818



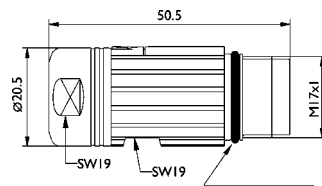
Example image



Signal connector [17-pole], nickel-plated (metal construction, EMC shielding)						
Part No.	Insulation body (material)	Contact type	Dimensions crimping insert [mm]	Crimping range [mm ²]	Clamping range [mm]	Crimping tool + insert
MAT0179641	P type 4-pole	Female crimp, slotted	4x1.5	0.35-2.5	9.5-12.0	C 1
MAT0179643	P type 7-pole	Female crimp, slotted	7x1.0	0.5-1.5	9.5-12.0	A
MAT0179645	P type 9-pole	Female crimp, slotted	4x1.0	0.5-1.5	9.5-12.0	A B
		Female crimp, slotted	5x0.6	0.14-0.5		



Example image

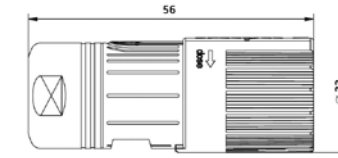


Power connector [4 to 9-pole], nickel-plated (metal construction, EMC shielding)						
Part No.	Insulation body (material)	Contact type	Dimensions crimping insert [mm]	Crimping range [mm ²]	Clamping range [mm]	Crimping tool + insert
MAT0179642	E type 4-pole	Male crimp	4x1.5	0.35-2.5	9.5-12.0	C 6
MAT0179644	E type 7-pole	Male crimp	7x1.0	0.5-1.5	9.5-12.0	A
MAT0179646	E type 9-pole	Male crimp	4x1.0	0.5-0.5	9.5-12.0	A B
		Male crimp	5x0.6	0.14-0.5		

Crimping tools and inserts ► Page 818



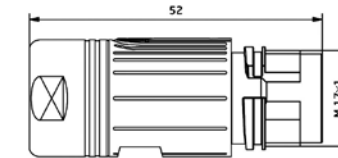
Example image



Signal connector [17-pole], nickel-plated (metal construction, EMC shielding)						
Part No.	Insulation body (material)	Contact type	Dimensions crimping insert [mm]	Crimping range [mm ²]	Clamping range [mm]	Crimping tool + insert
MAT01723495	P type 4-pole	Female crimp, slotted	4x1.5	0.35-2.5	9.5-12.0	C 1
MAT01723497	P type 7-pole	Female crimp, slotted	7x1.0	0.5-1.5	9.5-12.0	A
MAT01723499	P type 9-pole	Female crimp, slotted	4x1.0	0.5-1.5	9.5-12.0	A B
		Female crimp, slotted	5x0.6	0.14-0.5		



Example image



Power connector [4 to 9-pole], nickel-plated (metal construction, EMC shielding)						
Part No.	Insulation body (material)	Contact type	Dimensions crimping insert [mm]	Crimping range [mm ²]	Clamping range [mm]	Crimping tool + insert
MAT01723496	E type 4-pole	Male crimp	4x1.5	0.35-2.5	9.5-12.0	C 6
MAT01723498	E type 7-pole	Male crimp	7x1.0	0.5-1.5	9.5-12.0	A
MAT01723500	E type 9-pole	Male crimp	4x1.0	0.5-1.5	9.5-12.0	A B
		Male crimp	5x0.6	0.14-0.5		

Crimping tools and inserts ► Page 818

Power connectors series S, M23 [1-pole]

Types

- Connector
- Coupling
- Straight installation box with flange

Number of poles in insulation body

- 1

Electrical information

Design	Power
Max. continuous nominal current	80A
Nominal voltage (AC/DC)	630V
Testing voltage	8,000V
Contact resistance	< 110mΩ
Insertion cycles	> 50

Technical data

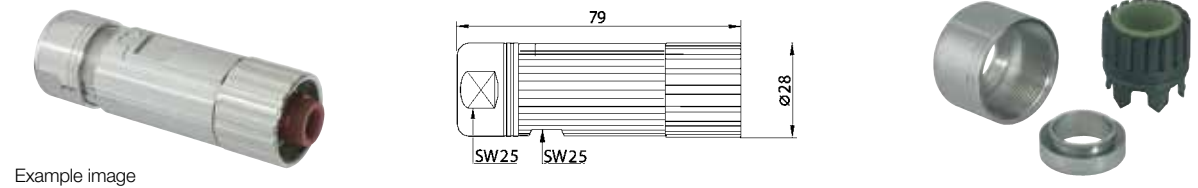
Locking	Thread M23
Temperature range	-20°C up to +130°C
Cable clamp	Crown clamp
Protection class	IP 66/67 [plugged]

Data according to VDE 0110/EN 61984, Clause 6.19.2.2




Pollution degree	3 [2]
Over-voltage category	IV
Max. installation height	2000m

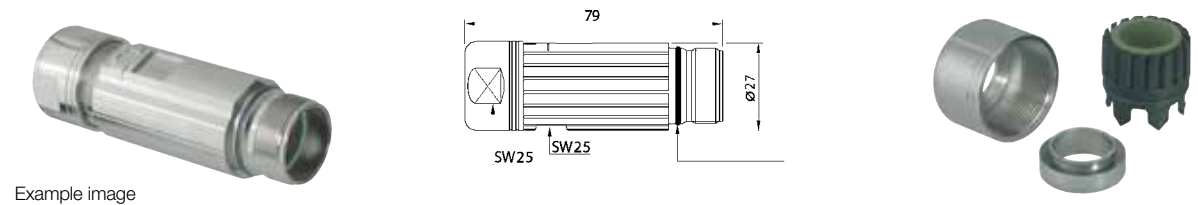
Connector materials

Housing	Zinc die-casting/brass, nickel-plated
Coupling nut	Brass, nickel-plated
Insulation body (material)	PA 6.6 mod., UL 94/V0
Contacts	Brass, silver-plated
Seals	FPM
Clamping ring	Brass, nickel-plated






Example image

Power connector [1-pole], nickel-plated (metal construction, EMC shielding)						
Part No.	Insulation body (material)	Contact type	Dimensions crimping insert [mm]	Crimping range [mm²]	Clamping range [mm]	Crimping tool + insert
MAT0179669	P type 1-pole	 Female crimp	1x8.0	 10-10	9.5-14.5	 E10



Example image

Power coupling [1-pole], nickel-plated (metal construction, EMC shielding)						
Part No.	Insulation body (material)	Contact type	Dimensions crimping insert [mm]	Crimping range [mm²]	Clamping range [mm]	Crimping tool + insert
MAT0179670	E type 1-pole	 Female crimp	2x1.6	 10	9.5-14.5	 E10

Crimping tools and inserts ► Page 818



Crimping tool for SERIES A and B



A
Hand crimping tool
for Ø 1mm contacts
up to core cross section 1mm²
includes positioning insert

MAT01710294



Positioning insert
for Ø 1.0mm
contacts

MAT01712938

Crimping tool for SERIES M17



B
Hand crimping tool
for Ø 0.6mm contacts
up to core cross section 0.5mm²
includes positioning insert

MAT0178919



Positioning insert
for Ø 0.6mm
contacts

MAT0179467

Crimping tool for series A, B, C, D and M17



Hand crimping tool
for Ø 1mm and Ø 2mm contacts
up to core cross section 4mm²
includes positioning carrier

MAT0175736

1
Positioning insert
for Ø 1mm contacts

MAT0178195

2
Positioning insert
for Ø 2mm contacts

MAT0178196

3
Positioning insert
for Ø 1mm and Ø
2mm contacts

MAT0177855

4
Positioning insert
for Ø 2mm contacts

MAT01714573



5
Positioning insert
for Ø 1.5mm contacts

MAT01714574

6
Positioning insert
for Ø 0.5mm and Ø 2.5mm
contacts

MAT0178920

7
Positioning insert
for Ø 1.6mm contacts

MAT0177853

8
Positioning insert
for Ø 1.6mm contacts

MAT01714575

14
Positioning insert
for Ø 1.0mm contacts
Y-Tec

MAT01724301

Crimping tool for SERIES C



D
Hand crimping tool
for Ø 3.6mm contacts
up to core cross section 16mm²
includes positioning carrier

MAT0179194



9
Positioning insert
for Ø 3.6mm contacts

MAT0179195

Crimping tool for SERIES C



Pneumatic crimping tool
for Ø 3.6mm and
Ø 2.0mm contacts
Core cross section 1.5 - 16mm²

MAT01721441

Crimping insert for pneumatic crimping tool



Contact

Crimp area

Pin Ø 2.0mm
Socket Ø 2.0mm
1.5/2.5mm²

MAT01727426

Pin Ø 3.6mm
Socket Ø 3.6mm
4.0/6.0mm²

MAT01727428

Pin Ø 3.6mm
Socket Ø 3.6mm
10.0mm²

MAT01721442

Pin Ø 3.6mm
Socket Ø 3.6mm
16.0mm²

MAT01721444

Locator for pneumatic crimping tool



Contact

Crimp area

Pin Ø 2.0mm
Socket Ø 2.0mm
1.5/2.5mm²
1.5/2.5mm²

MAT01727429

Pin Ø 3.6mm
Socket Ø 3.6mm
1.5 - 10.0mm²

MAT01721443

Pin Ø 3.6mm
Socket Ø 3.6mm
1.5 - 16.0mm²

MAT01721445

Crimping insert for series S and D



E
Battery-powered crimping tool, B131-C

MAT0177854



10
Crimping jaws
up to 10mm², 16mm²

MAT01713679



11
Crimping jaws
up to 25mm²

MAT01713678



12
Crimping jaws
up to 35mm²

MAT01713677



13
Crimping jaws
up to 50mm²

MAT01713676

... is the connector you are looking for not included in this catalogue?

Whether for your production or for spares, or a mating half for an existing connector; we can help!



Circular connectors e.g. in size M23



Sub-D signal connectors



Rectangular connectors, C148, Y-Tec® or connectors for network and bus systems

Connector service packs consisting of housing, insulation, strain relief, crimp/solder contact, in any quantity completely picked and packed for you.

Your benefits at a glance:

- More than 3,500 connectors components from stock
- Manufacturer independent, world-wide procurement, thanks to the igus® network
- Custom article numbers/labelling possible on each package
- Price: benefit from the consolidated demand of our customers
- Purchasing: only 1 order number, everything from one source
- QA: only one incoming inspection
- Internal logistics: only one storage location, fast identification

Talk to us! We can help!

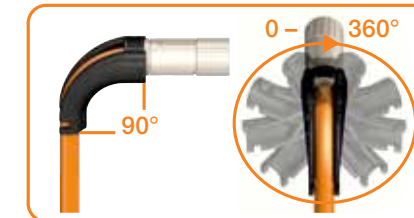


- ▶ **Safe ...**
Easy retrofit assembly without opening the connector
- ▶ **Flexible ...**
Freely selectable angle of rotation
- ▶ **Cost-efficient...**
1 connector type gives straight and angled versions
- ▶ **Customised...**
Colour coded and, upon request, with labelling

Push connector on ...



bend the cable ...



fix the cable ...



and ready to use!



Assembly video and information:
www.igus.eu/ibow

Suitable for **923 power connectors** und also for **623 signal connectors**.
Can be retrofitted for an angle of 90° ... or supplied ready-made as a harnessed igus® readycable®

Angle adapter igus® ibow

Part No.

MAT904104175 for 923 power connector

MAT904104176 for 623 signal connector



... 50% faster ... connector assembled automatically and safely ...

Faster, more precise and cost-effective. For automatic connector assembly. Easy to use, reliable result, with defined torque.



50% time saving



100% ergonomic and error-free



One machine for all connectors (interchangeable inserts)



Video:



Tech up

- Torque-controlled connector assembly for consistent results
- Automatic assembly reduces throughput times
- Production optimised with igus® experience

Cost down


- 50% less time per connector
- Quick and easy to use
- Ergonomics in the industrial workplace

Proof

- Connector driving with precise torque (target/actual display)

Sustainability

- No damage to the connectors and/or cable
- With interchangeable inserts for different connectors
- In-house connector assembly avoids external transport





Flexible ...
Mounting bracket for wall and floor installation as well as inline connection



Lighter ...
Space-saving design ...

Fibre-reinforced, high-performance polymer. **Weight saving** compared to conventional rectangular connectors



Tightly sealed ...
Various sealing elements adapt individually to different cable diameters:
three or four cable outlets



Connected in seconds ...

Individual housing configurations by combining several assembled connectors:
Connected in seconds



Safer strain relief ...
Strong and easy to handle due to the one-piece, screw-on **clamping jaw**



Tried and tested inserts ...

Up to 4 HARTING Han Modular inserts per housing, e.g. pneumatics, power, bus, signal: **over 100 inserts to choose from**



... modular ... customised ... polarised

1 housing ...
... with a choice of three or four cable inlets ...



+ more than 100 freely combinable industrial connector types...

... for electric cables, fibre optic cables and pneumatic hoses ...

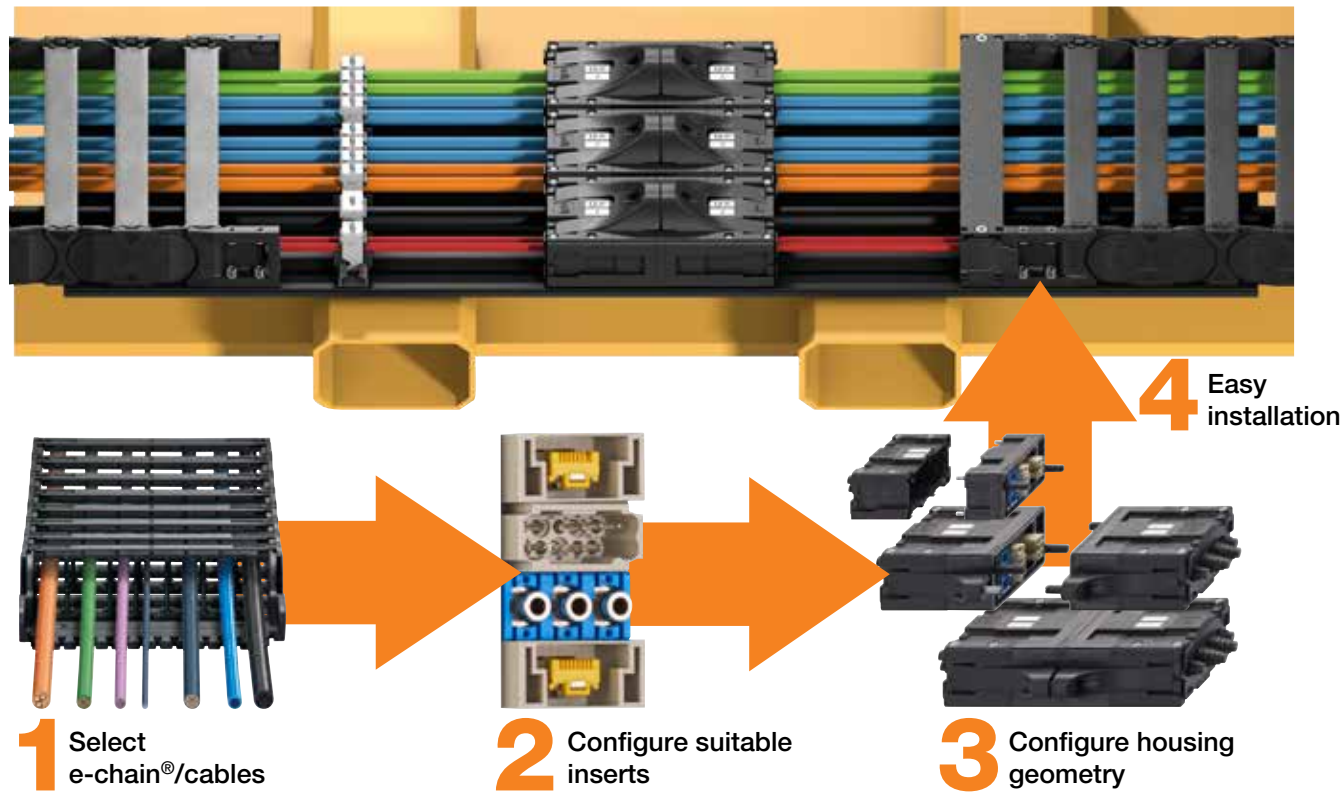
Power and signal modules – with field assembly capability ... data transfer modules ... power and signal modules – crimp connection ... modules for media ...

= infinite options
... for your tailor-made interface ...



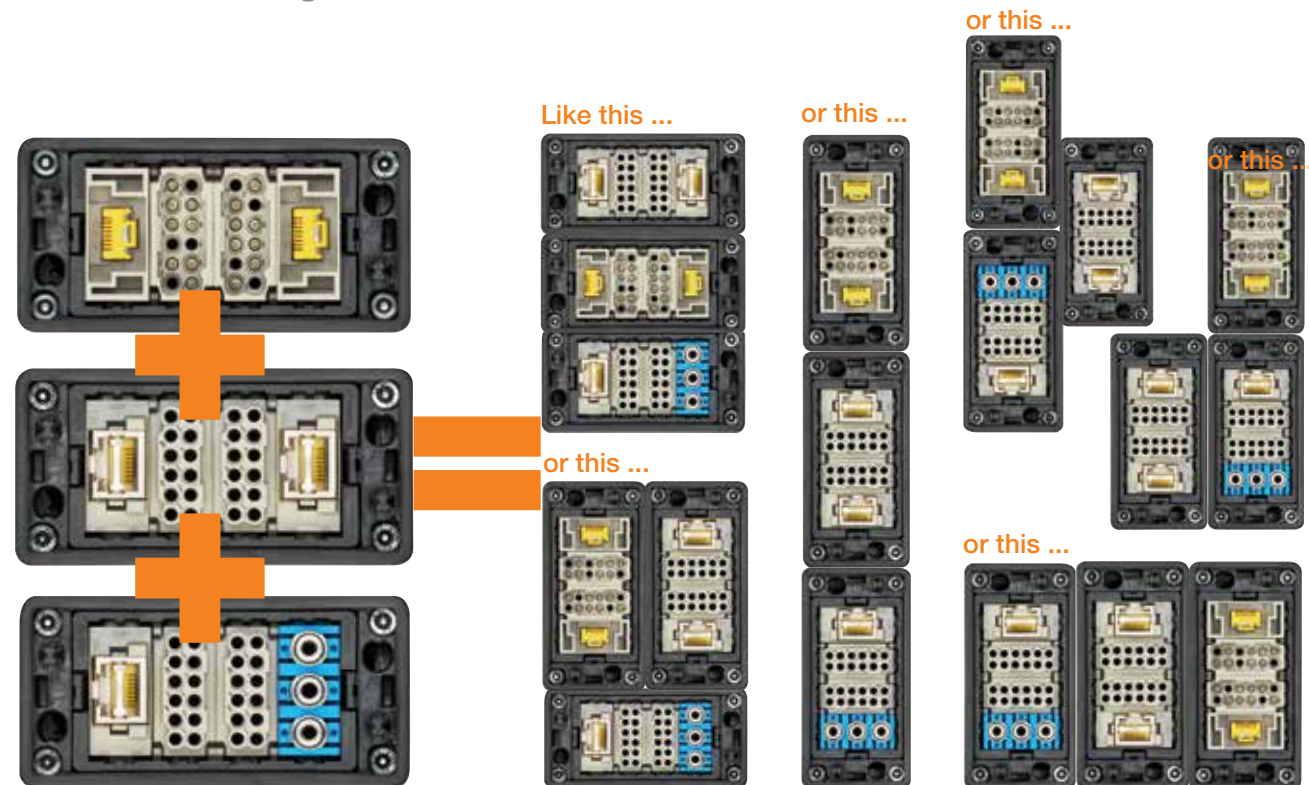
Easily configured ...

... match to your application in four steps ...



Easily combined ...

... flexible housing combinations ...



Easily fitted ...

... application examples ...

Example 1:
Module Connect ensures fast commissioning of the energy supply system in the wood-working industry



Source: NowyStyl Group


Example 2:
Module Connect interface in an automatic packaging machine



Source: GHD Georg Hartmann Maschinenbau GmbH

Easily explained ...

www.igus.eu/moduleconnect



Watch videos ... order a sample box ...



Your energy supply system - fitted within seconds ... request a sample



Module Connect connector housing				
ID	Part No.	Image	Drawing	
Module Connect housing a ... d	MAT01745430			
Module Connect housing A ... D	MAT01745928			
Module Connect connector housing, 4 cable entries	MAT01745431			
Module Connect connector housing, 3 cable entries	MAT01745432			

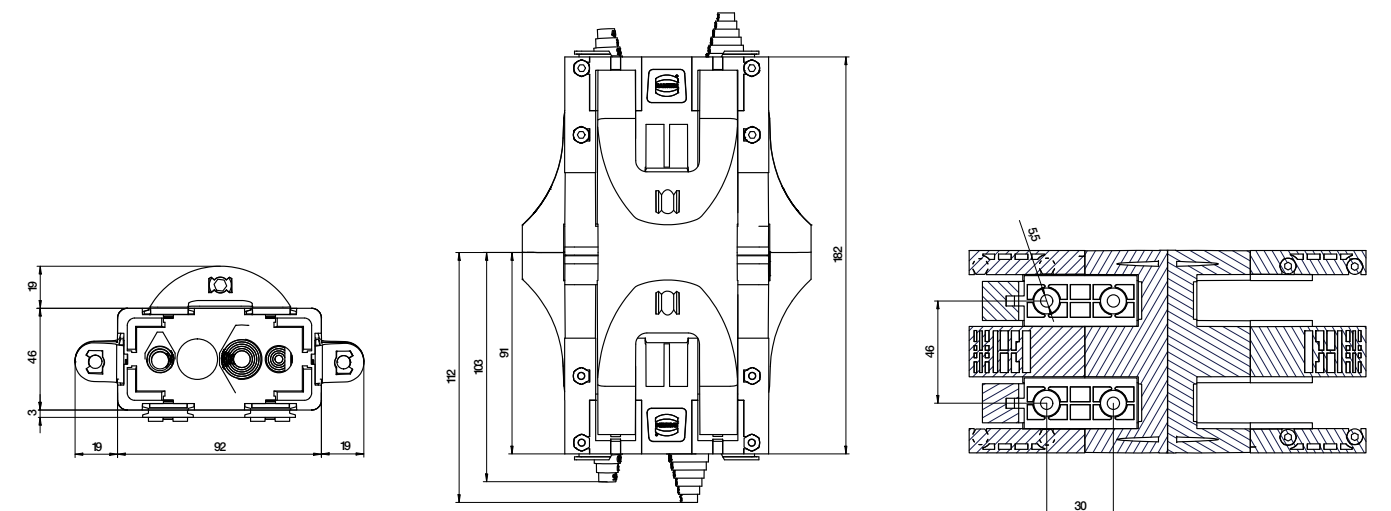
Module Connect sealing inserts				
ID	Part No.	Clamping range [mm]	Image	Drawing
Bellows sealing insert, small, for housing with 4 cable entries	MAT01745438	4.0-1.00		
Bellows sealing insert, medium for housing with 3 or 4 cable entries	MAT01745439	5.0-16.0		
Bellows sealing insert, large, for housing with 3 cable entries	MAT01745440	7.0-24.0		

Just order online ...
Complete assemblies and individual parts
www.igus.eu/readychain/module-connect



Module Connect accessories				
ID	Part No.	Image	Drawing	
Double locking	MAT01745433			
Single locking	MAT01745434			
Fastening element	MAT01745435			
Strain relief Module Connect connector housing, 4 cable entries	MAT01745437			
Strain relief Module Connect connector housing, 3 cable entries	MAT01745436			

Dimensional drawing



Signal connectors SUB-D Standard [9 to 44-pole]

Types

- Connector, standard and angular connector

Number of poles in insulation body

- Standard 9, 15, 25
- High Density 15, 26, 44

Electrical information

Max. continuous nominal current	5A
Testing voltage	1,200V
Contact resistance	10 ¹⁶ Ω/cm
Insertion cycles	50



Metal hood, straight		
Part No.	Solder contact pin	
MAT01716504	Pin, standard 9-pole	
MAT01716505	Socket, standard 9-pole	
MAT01716506	Pin, HighDensity 15-pole	
MAT01716507	Socket, HighDensity 15-pole	



Metal hood, angled		
Part No.	Solder contact pin	
MAT01716508	Pin, standard 9-pole	
MAT01716509	Socket, standard 9-pole	
MAT01716510	Pin, HighDensity 15-pole	
MAT01716511	Socket, HighDensity 15-pole	

Crimping tools and inserts ► Page 818





Metal hood, straight		
Part No.	Solder contact pin	
MAT01716512	Pin, standard 15-pole	
MAT01716513	Socket, standard 15-pole	
MAT01716514	Pin, HighDensity 26-pole	
MAT01716515	Socket, HighDensity 26-pole	



Metal hood, angled		
Part No.	Solder contact pin	
MAT01716516	Pin, standard 15-pole	
MAT01716517	Socket, standard 15-pole	
MAT01716518	Pin, HighDensity 26-pole	
MAT01716519	Socket, HighDensity 26-pole	

Crimping tools and inserts ► Page 818




EU2023

EU2023



100 % digitally tested ... to your required length, no minimum order quantity ... 36-month chainflex® guarantee



Metal hood, straight		
Part No.	Solder contact pin	
MAT01716520	Pin, standard 25-pole	
MAT01716521	Socket, standard 25-pole	
MAT01716522	Pin, HighDensity 44-pole	
MAT01716523	Socket, HighDensity 44-pole	



Metal hood, angled		
Part No.	Solder contact pin	
MAT01716524	Pin, standard 25-pole	
MAT01716525	Socket, standard 25-pole	
MAT01716526	Pin, HighDensity 44-pole	
MAT01716527	Socket, HighDensity 44-pole	

Crimping tools and inserts ► Page 818

Electrical information

Max. continuous nominal current	2.1A
Insertion cycles	1,000
Temperature range	-20°C up to +120°C



Housing PA66

Manufacturer Part No.	Part No.	Number of poles
Y-CONKIT-10	MAT01719769	4 (Ethernet)
Y-CONKIT-11	MAT0176641	4 (Ethernet) + 2 (Power)




Zinc die-casting housing

Manufacturer Part No.	Part No.	Number of poles
Y-CONKIT-15	MAT01719236	4 (Ethernet) + 2 (Power)
Y-CONKIT-17	MAT01719770	4 (Ethernet)



Housing Plastic PBT, UL94V-0

Manufacturer Part No.	Part No.	Number of poles
Y-CONKIT-20	MAT01719771	4 (Ethernet)
Y-CONKIT-21	MAT0176759	4 (Ethernet) + 2 (Power)



Zinc die-casting housing

Manufacturer Part No.	Part No.	Number of poles
Y-CONKIT-40	MAT01719772	4 (Ethernet)
Y-CONKIT-40-E	MAT01719773	4 (Ethernet)
Y-CONKIT-41	MAT01717218	4 (Ethernet) + 2 (Power)
Y-CONKIT-41-E	MAT01718801	4 (Ethernet) + 2 (Power)

Manufacturer Part No.	Part No.
Cable dismantle tool	



Crimping tool	
---------------	--



Assembly tool	
---------------	--



HARTING | Connector sets with pin inserts

HARTING Connectors sets, pin				
Part No.	Cable entry	Insert	Pin insert - manufacturer Part No.	Connector housing - manufacturer Part No.
Han 6B connector housing, straight cable entry				
MAT90489802.U	M20	6+PE	09330062601	19300061440
Han 6B connector housing, angled cable entry				
MAT90489804.U	M20	6+PE	09330062601	19300061540
Han 10B connector housing, straight cable entry				
MAT90489806.U	M25	10+PE	09330102601	19300101441
Han 10B connector housing, angled cable entry				
MAT90489808.U	M25	10+PE	09330102601	19300101541
Han 16B connector housing, straight cable entry				
MAT90489810.U	M25	16+PE	09330162601	19300161441
Han 6B connector housing, angled cable entry				
MAT90489812.U	M25	16+PE	09330162601	19300161541
Han 24B connector housing, straight cable entry				
MAT90489814.U	M32	24+PE	09330242601	19300241442
Han 24B connector housing, angled cable entry				
MAT90489816.U	M32	24+PE	09330242601	19300241542

HARTING | Connector sets with socket inserts

HARTING connector sets, socket				
Part No.	Cable entry	Insert	Socket insert - manufacturer Part No.	Connector housing - manufacturer Part No.
Han 6B connector housing, straight cable entry				
MAT90489803.U	M20	6+PE	09330062701	19300061440
Han 6B connector housing, angled cable entry				
MAT90489805.U	M20	6+PE	09330062701	19300061540
Han 10B connector housing, straight cable entry				
MAT90489807.U	M25	10+PE	09330102701	19300101441
Han 10B connector housing, angled cable entry				
MAT90489809.U	M25	10+PE	09330102701	19300101541
Han 16B connector housing, straight cable entry				
MAT90489811.U	M25	16+PE	09330162701	19300161441
Han 6B connector housing, angled cable entry				
MAT90489813.U	M25	16+PE	09330162701	19300161541
Han 24B connector housing, straight cable entry				
MAT90489815.U	M32	24+PE	09330242701	19300241442
Han 24B connector housing, angled cable entry				
MAT90489817.U	M32	24+PE	09330242701	19300241542

HARTING | Connector sets Premium (pin + socket)

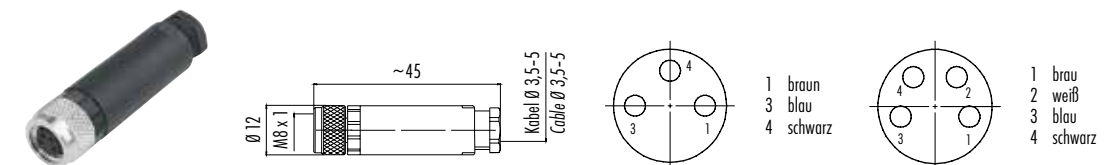
HARTING Connector sets Premium, pin + socket						
Part No.	Cable entry	Insert	Pin insert - manufacturer Part No.	Socket insert - manufacturer Part No.	Connector housing - manufacturer Part No.	Connector base - manufacturer Part No.
Han 6B connector housing and base, straight cable entry						
MAT90489818.U	M20	6+PE	09330062601	09330062701	19300061440	19300061250
Han 6B connector housing and base, angled cable entry						
MAT90489819.U	M20	6+PE	09330062601	09330062701	19300061540	19300061250
Han 10B connector housing and base, straight cable entry						
MAT90489820.U	M25	10+PE	09330102601	09330102701	19300101441	19300101250
Han 10B connector housing and base, angled cable entry						
MAT90489821.U	M25	10+PE	09330102601	09330102701	19300101541	19300101250
Han 16B connector housing and base, straight cable entry						
MAT90489822.U	M25	16+PE	09330162601	09330162701	19300161441	19300161251
Han 16B connector housing and base, angled cable entry						
MAT90489823.U	M25	16+PE	09330162601	09330162701	19300161541	19300161251
Han 24B connector housing and base, straight cable entry						
MAT90489824.U	M32	24+PE	09330242601	09330242701	19300241442	19300241251
Han 24B connector housing and base, angled cable entry						
MAT90489825.U	M32	24+PE	09330242601	09330242701	19300241542	19300241251

BINDER | Series 768

Electrical information series 768

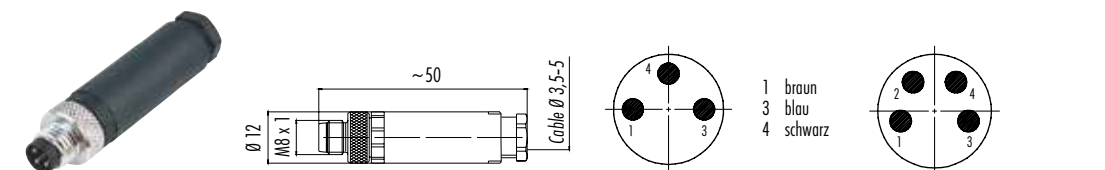
Number of poles	3	4
Terminal cross section	0.14mm ² – 0.5mm ² (AWG26–AWG20)	
Mechanical service life	> 100 insertion cycles	
Temperature limit	–40°C up to +80°C	
Rated voltage	60V (30V UL)	
Pollution degree	3	
Rated current (40°C)	4A	
Contact surface	Au (gold)	
Housing material	PBT/PA/CuZn (brass)	

Binder connector M8 – A-coded, screw connection				
Part No.	Manufacturer Part No.	Number of poles	Contact type	Clamping range [mm]



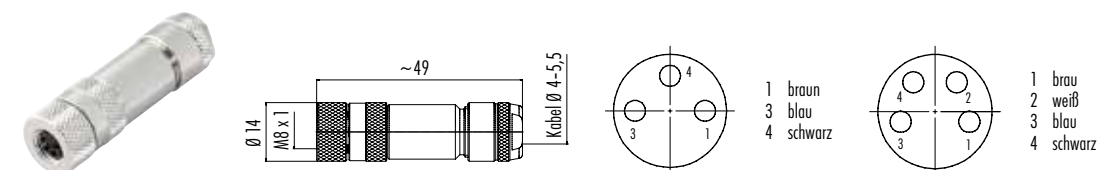
Binder M8 cable socket

MAT0174945	99 3400 100 03	3-pole	Socket	3.5-5.0
MAT0174989	99 3376 100 04	4-pole	Socket	3.5-5.0



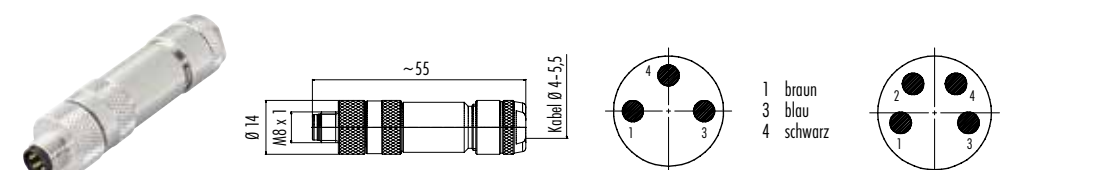
Binder M8 cable connector

MAT01712009	99 3379 100 03	3-pole	Pin	3.5-5.0
MAT0173041	99 3383 100 04	4-pole	Pin	3.5-5.0



Binder M8 cable socket, shielded

MAT01747828	99 3360 100 03	3-pole	Socket	4.0-5.5
MAT01743277	99 3362 100 04	4-pole	Socket	4.0-5.5
MAT01733873	99 3360 300 03	3-pole	Socket	6.0-8.0
MAT01731011	99 3362 300 04	4-pole	Socket	6.0-8.0



Binder M8 cable connector, shielded

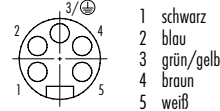
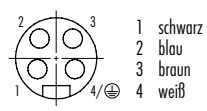
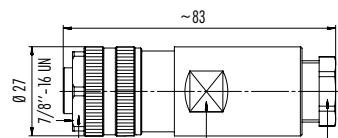
MAT01715998	99 3361 100 03	3-pole	Pin	4.0-5.5
MAT01717508	99 3363 100 04	4-pole	Pin	4.0-5.5
MAT01733874	99 3361 300 03	3-pole	Pin	6.0-8.0
MAT01730059	99 3363 300 04	4-pole	Pin	6.0-8.0

Electrical information series 820

	3+PE	4+PE
Number of poles		
Terminal cross section	max. 1.5mm ² (AWG 16)	max. 2.5mm ² (AWG14)
Mechanical service life	> 100 insertion cycles	> 50 insertion cycles
Temperature limit	-25°C up to +80°C	-25°C up to +85°C
Rated voltage	300V (600V UL)	
Pollution degree	3	
Rated current (40°C)	9A	
Contact surface	Au (gold)	
Housing material	PUR, PBT	

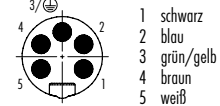
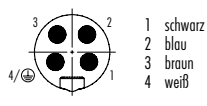
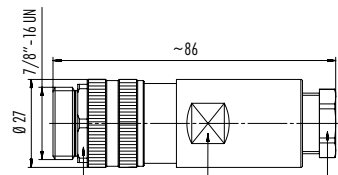
Binder connector 7/8", screw connection

Part No.	Part No.	Number of poles	Contact type	Clamping range [mm]
----------	----------	-----------------	--------------	---------------------



Binder 7/8" cable socket

MAT01723423	99 2442 21 04	3+PE	Socket	8.0-10.0
MAT01718734	99 2444 21 05	4+PE	Socket	8.0-10.0



Binder 7/8" cable connector shielded

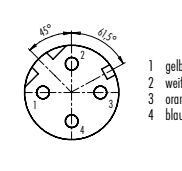
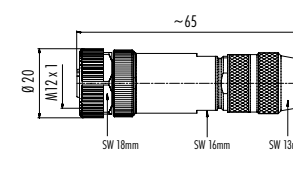
MAT01732663	99 2443 21 04	3+PE	Pin	8.0-10.0
MAT01722513	99 2445 21 05	4+PE	Pin	8.0-10.0

Electrical information series 825

	4
Number of poles	
Terminal cross section	max. 0.75mm ² (AWG 20)
Mechanical service life	> 100 insertion cycles
Temperature limit	-40°C up to +85°C
Rated voltage	250V
Pollution degree	3
Rated current (40°C)	4A
Contact surface	Au (gold)
Housing material	Zinc die-casting nickel-plated, PUR

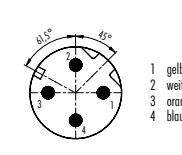
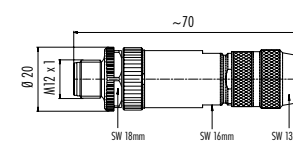
Binder connector M12 – D-coded, screw connection

Part No.	Part No.	Number of poles	Contact type	Clamping range [mm]
----------	----------	-----------------	--------------	---------------------



Binder M12 cable socket

MAT01749274	99 3728 810 04	4-pole	Socket	5.0-8.0
--------------------	----------------	--------	--------	---------

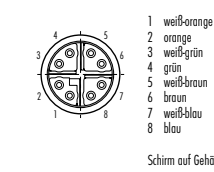
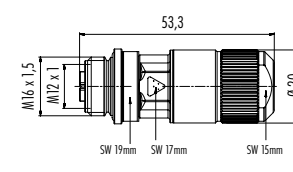


Binder M12 cable connector, shielded

MAT01738281	99 3727 810 04	4-pole	Pin	5.0-8.0
--------------------	----------------	--------	-----	---------

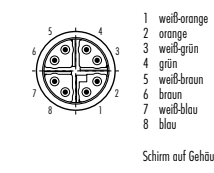
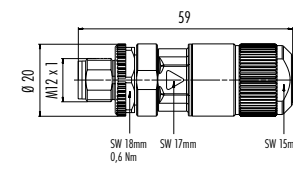
Binder connector M12 – X-coded, insulation displacement connection

Part No.	Part No.	Number of poles	Contact type	Clamping range [mm]
----------	----------	-----------------	--------------	---------------------



Binder M12 cable socket

MAT01746538	99 3788 810 08	8-pole	Socket	5.0-8.0
--------------------	----------------	--------	--------	---------



Binder M12 cable connector, shielded

MAT01742976	99 3787 810 08	8-pole	Pin	5.0-8.0
--------------------	----------------	--------	-----	---------

Electrical information series 713 plastic

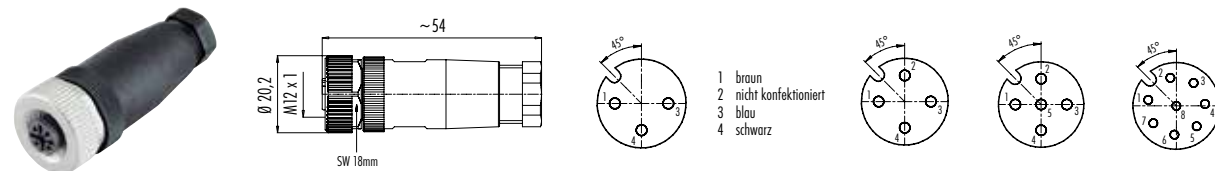
Number of poles	3	4	5	8
Terminal cross section	max. 0.75mm ² (AWG 20)		max. 0.5mm ² (AWG 20)	
Mechanical service life	> 50 insertion cycles		> 100 insertion cycles	
Temperature limit	-40°C up to +85°C, outdoor -40°C up to +100°C			
Rated voltage	250V		60V	30V
Pollution degree	3			
Rated current (40°C)	4A		2A	
Contact surface	CuSnZn (Optalloy)		Au (gold)	
Housing material	PA			

Electrical information series 713 metal

Number of poles	4	5	8
Terminal cross section	max. 0.75mm ² (AWG 20)		max. 0.5mm ² (AWG 20)
Mechanical service life	> 100 insertion cycles		
Temperature limit	-40°C up to +85°C		
Rated voltage	250V	60V	30V
Pollution degree	3		
Rated current (40°C)	4A		2A
Contact surface	Au (gold)		
Housing material	straight: CuZn (brass, nickel-plated), angled: zinc die-casting, nickel-plated		

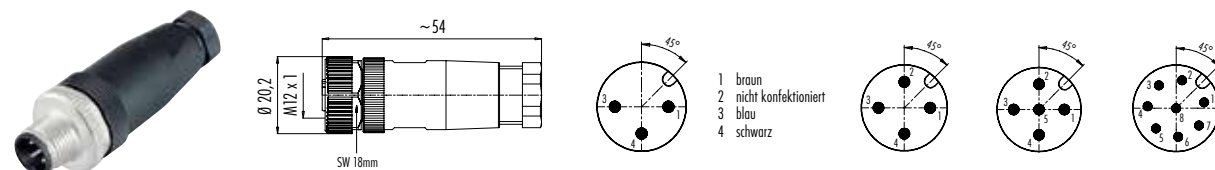
Binder connector M12 – A-coded, screw connection

Part No.	Part No.	Number of poles	Contact type	Clamping range [mm]
----------	----------	-----------------	--------------	---------------------



Binder M12 cable socket

MAT01717316	99 0430 07 04	3-pole	Socket	4.0-6.0
MAT01715145	99 0430 12 04	4-pole	Socket	6.0-8.0
MAT0175659	99 0436 12 05	5-pole	Socket	6.0-8.0
MAT0178575	99 0486 12 08	8-pole	Socket	6.0-8.0

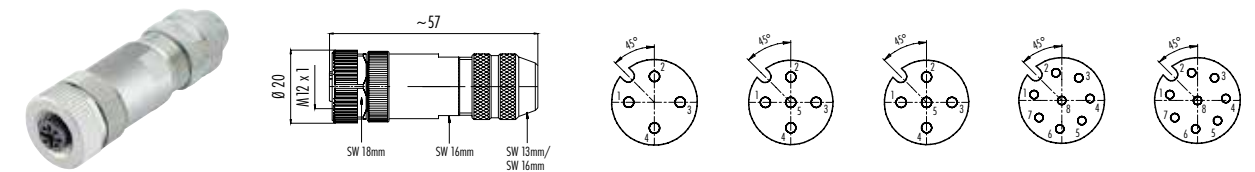


Binder M12 connector

MAT0173490	99 0429 07 04	3-pole	Pin	4.0-6.0
MAT01710555	99 0429 12 04	4-pole	Pin	6.0-8.0
MAT01718305	99 0437 12 05	5-pole	Pin	6.0-8.0
MAT01710219	99 0487 12 08	8-pole	Pin	6.0-8.0

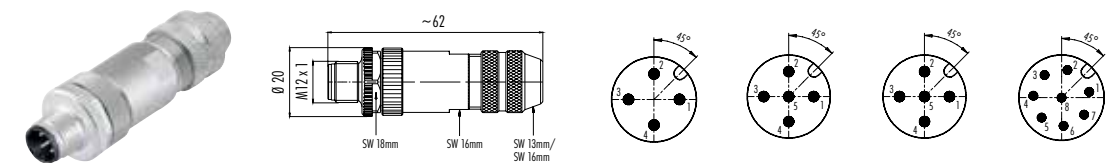
Binder connector M12 – A-coded, screw connection

Part No.	Part No.	Number of poles	Contact type	Clamping range [mm]
----------	----------	-----------------	--------------	---------------------



Binder M12 cables socket, shielded

MAT0171842	99 1430 812 04	4-pole	Socket	4.0-6.0
MAT0173023	99 1436 812 05	5-pole	Socket	6.0-8.0
MAT01749490	99 1436 914 05	5-pole	Socket	8.0-10.0
MAT0176266	99 1486 812 08	8-pole	Socket	6.0-8.0
MAT01724437	99 1486 914 08	8-pole	Socket	8.0-10.0

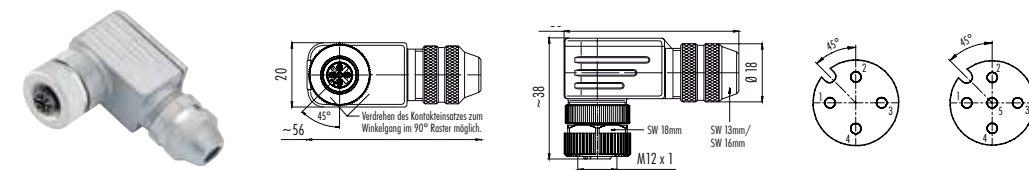


Binder M12 cable connector, shielded

MAT0171841	99 1429 812 04	4-pole	Pin	4.0-6.0
MAT0170880	99 1437 812 05	5-pole	Pin	6.0-8.0
MAT01749489	99 1437 914 05	5-pole	Pin	8.0-10.0
MAT0176267	99 1487 812 08	8-pole	Pin	6.0-8.0
MAT01729497	99 1487 914 08	8-pole	Pin	8.0-10.0

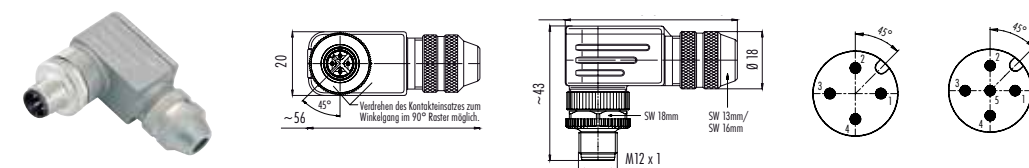
Binder connector M12 – A-coded, angled sockets, screw connection

Part No.	Part No.	Number of poles	Contact type	Clamping range [mm]
----------	----------	-----------------	--------------	---------------------



Binder M12 angled socket

MAT0172523	99 1430 822 04	4-pole	Socket	6.0-8.0
MAT01717529	99 1436 822 05	5-pole	Socket	6.0-8.0



Binder M12 angled connector shielded

MAT01725700	99 1429 822 04	4-pole	Pin	6.0-8.0
MAT01727838	99 1437 822 05	5-pole	Pin	6.0-8.0

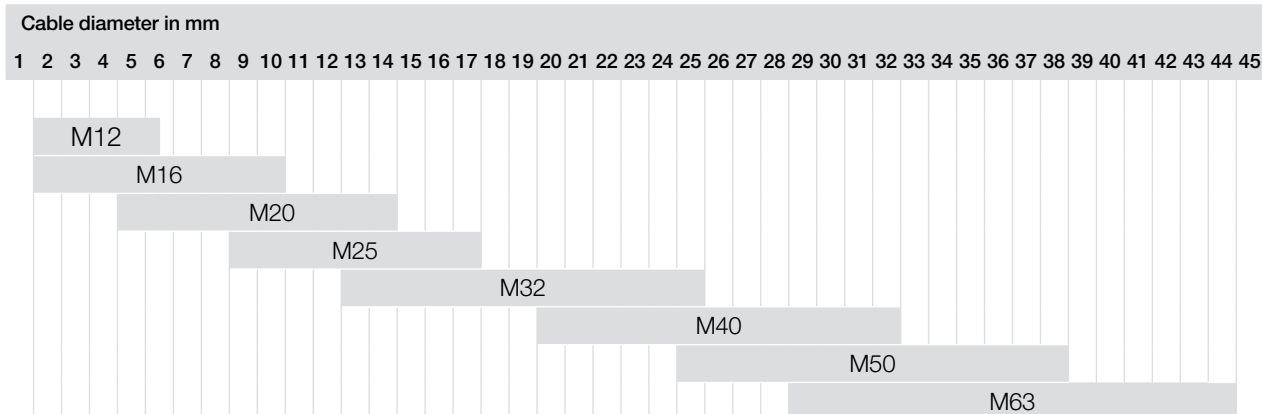
HUMMEL | Cable glands HSK-K

Material PA V0 according to UL 94
Moulded seal NBR
Protection class IP 68 – 10 bar / IP 69K within the specified clamping range only with optional O-ring*
 (* not included in delivery)
Continuous operating temperature -40°C – 100°C
Colour grey (RAL 7035)



AG	∅ _k mm	GL mm	H mm	 mm	Pack size	Part No. grey	igus® Part No.
M12 x 1.5	3 - 6.5	8	21	15	5	1.209.1200.50	MAT0179492
M12 x 1.5	2 - 5	8	21	15	5	1.209.1200.51	MAT01712319
M16 x 1.5	4 - 8	8	22	19	5	1.209.1600.50	MAT0179493
M16 x 1.5	2 - 6	8	22	19	5	1.209.1600.51	MAT01712320
M16 x 1.5	5 - 10	8	25	22	5	1.219.1600.50	MAT01712321
M20 x 1.5	6 - 12	9	27	24	5	1.209.2000.50	MAT0179494
M20 x 1.5	5 - 9	9	27	24	5	1.209.2000.51	MAT01712322
M20 x 1.5	10 - 14	9	28	27	5	1.219.2000.50	MAT0179563
M25 x 1.5	13 - 18	11	31	33	5	1.209.2500.50	MAT0179495
M25 x 1.5	9 - 16	11	31	33	5	1.209.2500.51	MAT01712323
M32 x 1.5	18 - 25	11	39	42	5	1.209.3200.50	MAT0179496
M32 x 1.5	13 - 20	11	39	42	5	1.209.3200.51	MAT01712324
M40 x 1.5	22 - 32	13	48	53	5	1.209.4000.50	MAT0179497
M40 x 1.5	20 - 26	13	48	53	5	1.209.4000.51	MAT01712325
M50 x 1.5	32 - 38	13	49	60	5	1.209.5000.50	MAT0179498
M50 x 1.5	25 - 31	13	49	60	5	1.209.5000.51	MAT01712326
M63 x 1.5	37 - 44	14	49	65 / 68	5	1.209.6300.50	MAT0179499
M63 x 1.5	29 - 35	14	49	65 / 68	5	1.209.6300.51	MAT01712327

Larger quantities, small prices?
 Offers tailored to your needs
 Offer service Fax: +49 2203 9649 222



HUMMEL | K counter nuts

Material SB / PA
Continuous operating temperature -20°C – 40°C (SB)
 -40°C – 100°C (PA)
Colour grey (RAL 7035)



IG	H mm	 mm	Pack size	Part No.	igus® Part No.
M12 x 1.5	5	17	5	1.262.1200.50	MAT0179500
M16 x 1.5	5	22	5	1.262.1600.50	MAT0179501
M20 x 1.5	6	27	5	1.262.2000.50	MAT0179502
M25 x 1.5	7	36	5	1.262.2500.50	MAT0179503
M32 x 1.5	7	41	5	1.262.3200.50	MAT0179504
M40 x 1.5	7	50	5	1.262.4000.50	MAT0179505
M50 x 1.5	8	60	5	1.262.5000.50	MAT0179506
M63 x 1.5	8	75	5	1.262.6300.50	MAT0179507

Larger quantities, small prices?
 Offers tailored to your needs
 Offer service Fax: +49 2203 9649 222

HUMMEL | Cable glands HSK-M

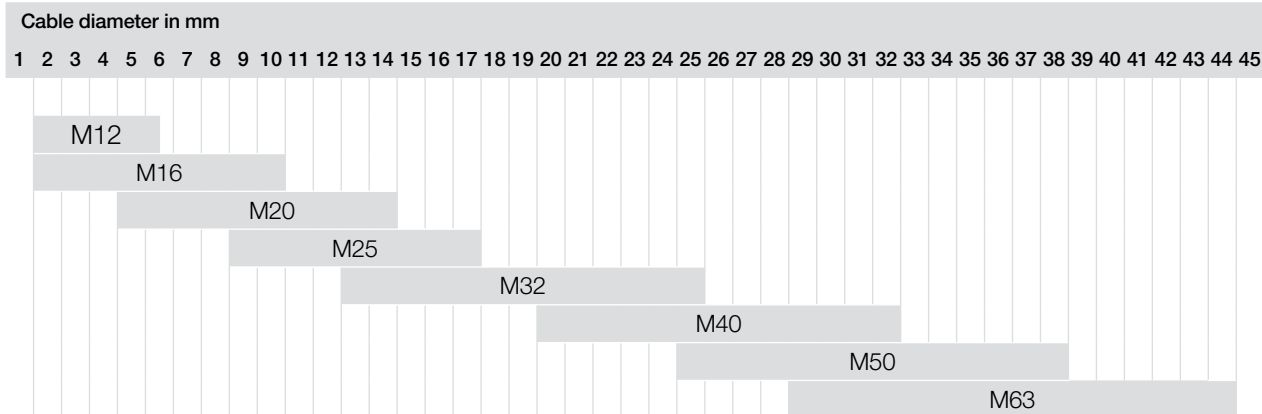
Material Brass, nickel-plated
Clamping insert PA
Moulded seal NBR
O ring NBR
Protection class IP 68 – 10 bar / IP 69K
 within the specified clamping range only
Continuous operating temperature -40°C – 100°C



AG	∅ _k mm	GL mm	H mm	 mm	Pack size	Part No. grey	igus® Part No.
M12 x 1.5	3 - 6.5	6.5	19	14	5	1.609.1200.50	MAT0179476
M12 x 1.5	2 - 5	6.5	19	14	5	1.609.1200.51	MAT01712328
M16 x 1.5	4 - 8	6	21	17 / 19	5	1.609.1600.50	MAT0179477
M16 x 1.5	2 - 6	6	21	17 / 19	5	1.609.1600.51	MAT01712329
M16 x 1.5	5 - 10	6	22	20	5	1.609.1611.50	MAT01712330
M20 x 1.5	6 - 12	6	23	22	5	1.609.2000.50	MAT0179478
M20 x 1.5	5 - 9	6	23	22	5	1.609.2000.51	MAT01712331
M20 x 1.5	10 - 14	6	24	24	5	1.609.2016.50	MAT0179562
M25 x 1.5	13 - 18	7	26	30	5	1.609.2500.50	MAT0179479
M25 x 1.5	9 - 16	7	26	30	5	1.609.2500.51	MAT01711769
M32 x 1.5	18 - 25	8	31	40	5	1.609.3200.50	MAT0179480
M32 x 1.5	13 - 20	8	31	40	5	1.609.3200.51	MAT01712332
M40 x 1.5	22 - 32	8	37	50	5	1.609.4000.50	MAT0179481
M40 x 1.5	20 - 26	8	37	50	5	1.609.4000.51	MAT01712333
M50 x 1.5	32 - 38	9	37	57	5	1.609.5000.50	MAT0179482
M50 x 1.5	25 - 31	9	37	57	5	1.609.5000.51	MAT01712334
M63 x 1.5	37 - 44	10	38	64 / 68	5	1.609.6300.50	MAT0179483
M63 x 1.5	29 - 35	10	38	64 / 68	5	1.609.6300.51	MAT01712335

Material surcharge included.

Larger quantities, small prices?
 Offers tailored to your needs
 Offer service Fax: +49 2203 9649 222



HUMMEL | M counter nuts

Material Brass, nickel-plated



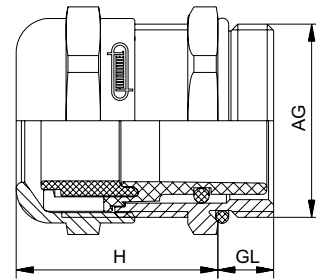
IG	H mm	 mm	Pack size	Part No.	igus® Part No.
M12 x 1.5	2.8	15	5	1.161.1200.50	MAT0179484
M16 x 1.5	2.8	19	5	1.161.1600.50	MAT0179485
M20 x 1.5	3.0	23	5	1.161.2000.50	MAT0179486
M25 x 1.5	3.5	29	5	1.161.2500.50	MAT017948
M32 x 1.5	4.0	36	5	1.161.3200.50	MAT0179488
M40 x 1.5	4.5	45	5	1.161.4000.50	MAT0179489
M50 x 1.5	5.5	55	5	1.161.5000.50	MAT0179490
M63 x 1.5	6.0	70	5	1.161.6300.50	MAT0179491

Material surcharge included.

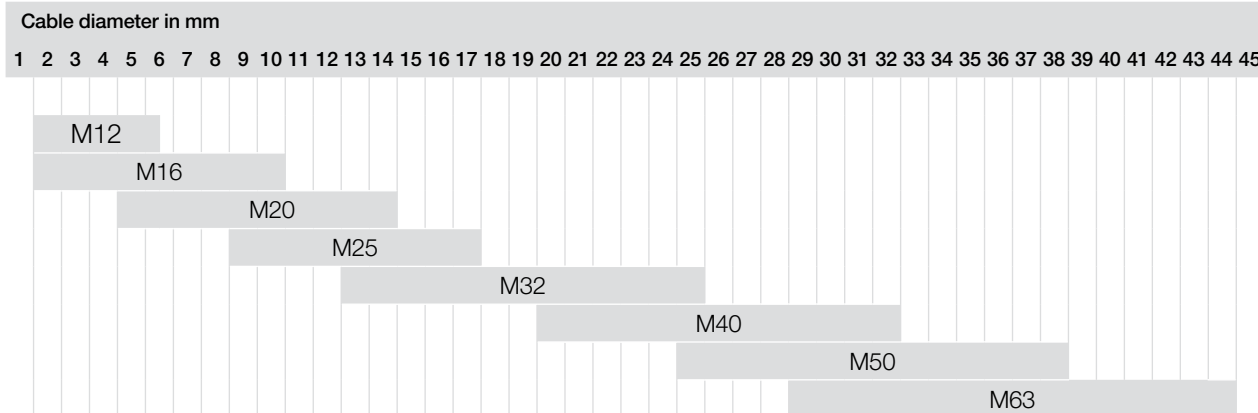
Larger quantities, small prices?
 Offers tailored to your needs
 Offer service Fax: +49 2203 9649 222

HUMMEL | Cable glands HSK-M-EMV

Material	Brass, nickel-plated
Clamping insert	PA
Moulded seal	NBR
O ring	NBR
Protection class	IP 68 – 10 bar / IP 69K within the specified clamping range only
Continuous operating temperature	-40°C – 100°C



AG	∅k mm	GL mm	H mm	mm	Pack size	Part No. grey	igus® Part No.
M12 x 1.5	3 - 6.5	6.5	19	14	5	1.691.1200.50	MAT0179508
M12 x 1.5	2 - 5	6.5	19	14	5	1.691.1200.51	MAT01712336
M16 x 1.5	5 - 10	6	22	20	5	1.691.1600.50	MAT0179509
M16 x 1.5	3 - 7	6	22	20	5	1.691.1600.51	MAT01712337
M20 x 1.5	10 - 14	6	23	24	5	1.691.2000.50	MAT0179510
M20 x 1.5	7 - 12	6	23	24	5	1.691.2000.51	MAT01712338
M25 x 1.5	13 - 18	7	24	30	5	1.691.2500.50	MAT0179511
M25 x 1.5	9 - 16	7	24	30	5	1.691.2500.51	MAT01712339
M32 x 1.5	18 - 25	8	31	40	5	1.691.3200.50	MAT0179512
M32 x 1.5	13 - 20	8	31	40	5	1.691.3200.51	MAT01712340
M40 x 1.5	22 - 32	8	37	50	5	1.691.4000.50	MAT0179513
M40 x 1.5	20 - 26	8	37	50	5	1.691.4000.51	MAT01712341
M50 x 1.5	32 - 38	9	37	57	5	1.691.5000.50	MAT0179514
M50 x 1.5	25 - 31	9	37	57	5	1.691.5000.51	MAT01712342
M63 x 1.5	37 - 44	10	38	64 / 68	5	1.691.6300.50	MAT0179515
M63 x 1.5	29 - 35	10	38	64 / 68	5	1.691.6300.51	MAT01712343




HUMMEL | HSK-EMV Industry standard

HSK-M-EMV

Flexible overlapping clamping splines prevent the form seal from being pulled out of the fitting

The internal sealing edge results in a superior seal between the splined Nylon clamping insert and the nickel-plated brass body

Patented 360° grounding. The internal O-Ring, which results in a perfect contact between braided shield of cable and fitting.




HSK-M-EMV-D

Flexible overlapping clamping splines prevent the form seal from being pulled out of the fitting

Metallised spline insert provides electrical conductivity.

Flexible contact points allow contact with variable braid diameters.



HUMMEL | Cable glands HSK-M-EMV-D

Material Brass, nickel-plated
Clamping insert Metal-coated PA
Moulded seal NBR
O ring NBR
Protection class IP 68 – 10 bar / IP 69K
 within the specified clamping range only
Continuous operating temperature -40°C – 100°C



AG	\varnothing mm	GL mm	H mm	 mm	Pack size	Part No. grey	igus® Part No.
M12 x 1.5	3 - 6.5	6.5	25	14	5	1.631.1200.50	MAT0179524
M16 x 1.5	5 - 10	6	32	20	5	1.631.1600.50	MAT0179525
M20 x 1.5	10 - 14	6	33	24	5	1.631.2000.50	MAT0179526
M25 x 1.5	13 - 18	7	39	30	5	1.631.2500.50	MAT0179527
M32 x 1.5	18 - 25	8	45	40	5	1.631.3200.50	MAT0179528
M40 x 1.5	24 - 32	8	51	50	5	1.631.4000.50	MAT0179529
M50 x 1.5	32 - 38	9	57.5	57	5	1.631.5000.50	MAT0179530
M63 x 1.5	37 - 44	10	52	64 / 68	5	1.631.6300.50	MAT0179531

Material surcharge included.

Larger quantities, small prices?
 Offers tailored to your needs
 Offer service Fax: +49 2203 9649 222

HUMMEL | EMV counter nuts

Material Brass, nickel-plated



IG	H mm	 mm	S mm	Pack size	Part No.	igus® Part No.
M12 x 1.5	2.8	15	0.7	5	1.167.1200.50	MAT0179516
M16 x 1.5	2.8	19	0.7	5	1.167.1600.50	MAT0179517
M20 x 1.5	3.0	24	0.7	5	1.167.2000.50	MAT0179518
M25 x 1.5	3.5	30	0.7	5	1.167.2500.50	MAT0179519
M32 x 1.5	4.5	36	0.7	5	1.167.3200.50	MAT0179520
M40 x 1.5	5.0	46	0.7	5	1.167.4000.50	MAT0179521
M50 x 1.5	5.0	60	0.7	5	1.167.5000.50	MAT0179522
M63 x 1.5	6.0	70	0.7	5	1.167.6300.50	MAT0179523

Material surcharge included.

Larger quantities, small prices?
 Offers tailored to your needs
 Offer service Fax: +49 2203 9649 222

